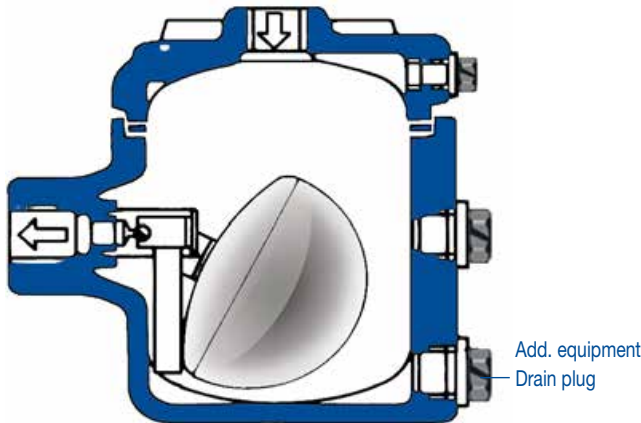
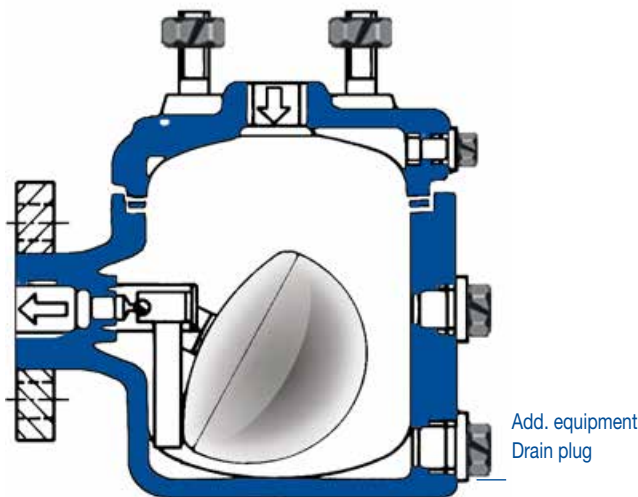
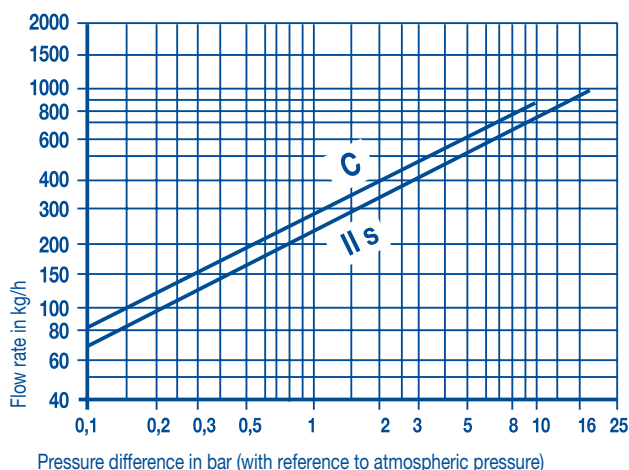


Threadversion Minox-G-1170

Flangeversion Minox-F-1171

Performance


For cold condensate the flow rate is higher because of medium and density.

CE-Mark

The pressure equipment is in accordance with the Pressure Vessel Directive 97/23/EC, Article 3, subsection 3 and bears no CE mark.

Housing-Material: EN-JS 1049

Connection:

Type Minox-Universal-G-1170: Threaded port G 1/2"; 1/2"NPT
Type Minox-F-1171: Flanges DN 15 acc. EN 1092-1

Nominal pressure stage: PN 16/25

Operation-limits:

Max. operating pressure in bar	25	22	20	16
Max. operating temperature °C	100	200	300	350

Media: Steam, compressed air, pressure gases on request.

Function: Increasing level opens and decreasing level closes the outlet without delay, independent of pressure and temperature fluctuations. Very simple functional check and vent possibility through stainless steel control screw.

Special characteristics: Only one movable point since the rotary-slidevalve is both swivel joint and shut-off device.

Installation: Minox-G-1170: On option: horizontal flow of condensate or inlet from top, outlet at side.

Minox-F-1171: Angular-type. Condensate inlet at top, outlet at side.

Additional equipment against extra price:

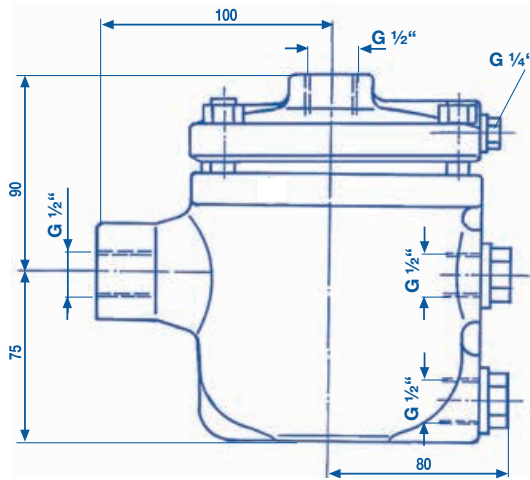
- Mandrel for removal/installation of float control
- Float control assembly for special application
- Vent jet interior (only for steam)
- Drain plug
- Blow-off valve for contaminants instead drain plug
- For air and gases:
Connection for pressure compensation instead control screw
- Lifting lever for float

Function-limit:

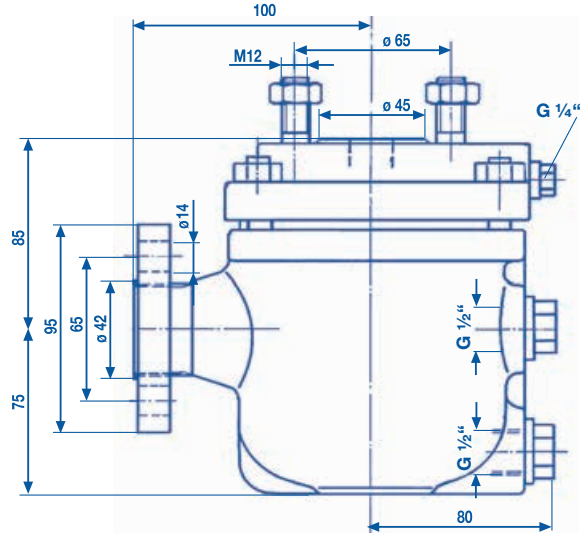
Cross-section	max. Line pressure bar g	
	Steam	Compressed air
C	10	13
ll s	18	20

The function-limit changes for media with a density <<1. Further particulars on range of application available on request.

Please state the following when the making inquiries/placing orders:
Medium, density, initial pressure, temperature, quantity of condensation (kg/h).

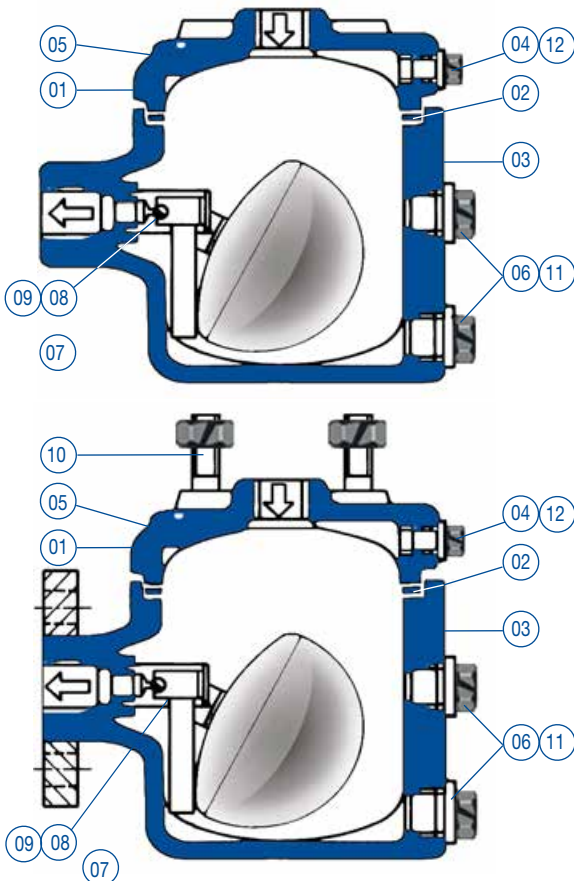


Dimensions (in mm)
Weight 6 kg



Dimensions (in mm)
Weight 6,5 kg

Spare Parts



- 01 **Housing cover:** EN-JS 1049
- 02 **Housing seal:** Graphit/Stainless steel
- 03 **Lower housing part:** EN-JS 1049, flange DN15 of P250GH
- 04 **Control screw:** G 1/4", 5.8
- 05 **Set of stud bolts and nuts:** M12, DIN 939/934, A4-70 (SS)
- 06 **Closure- and drain plug:** G 1/2", 5.8
- 07 **Float control assembly:** Stainless steel
1.4057/1.4301/1.4541/1.4571 (complete 1.4571**)
- 08 **Support assembly with rotary valve and cotter pin*:**
SS no. 1.4301/1.4541/1.4571 (1.4571**)
- 09 **Float and lever:** Stainless steel 1.4301/1.4571
- 10 **Set of stud bolts and nuts:** M12, DIN 939/934, A4-70 (SS)
- 11 **Seal for G 1/2":** Soft iron
- 12 **Seal for G 1/2":** Soft iron

In order to avoid wrong deliveries, please state the Works Standards sheet number as well as DN in addition to the part number for spares orders and the cross-section for controls spares, which is to find at the control unit.

* Individual parts cannot be delivered for reasons of tightness.
** Depending on operating conditions.