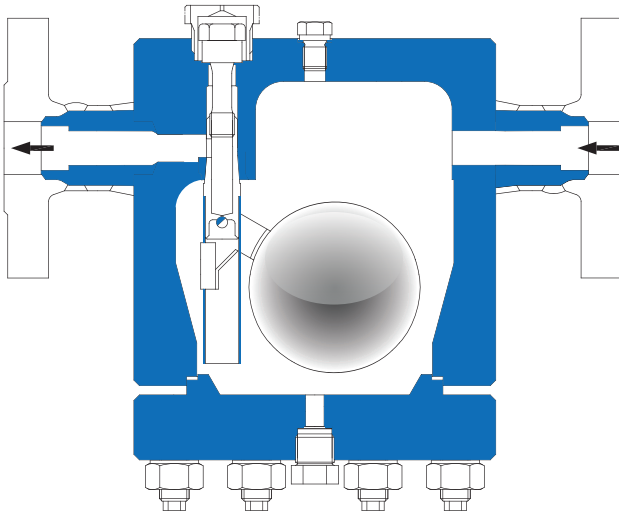




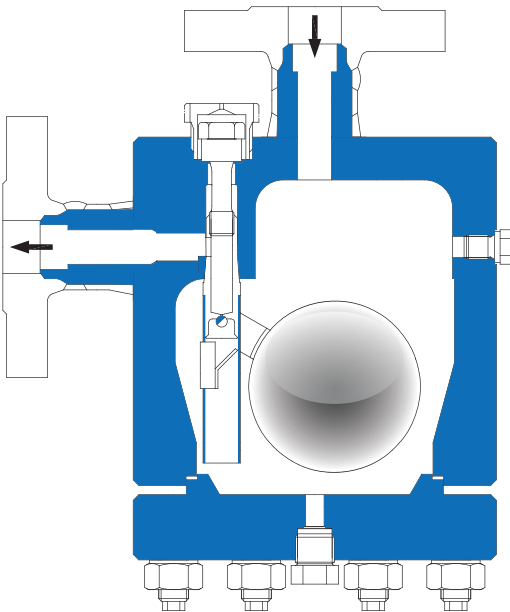
RIF0mat Float - Controlled Trap

1401 / 1480

PN 100

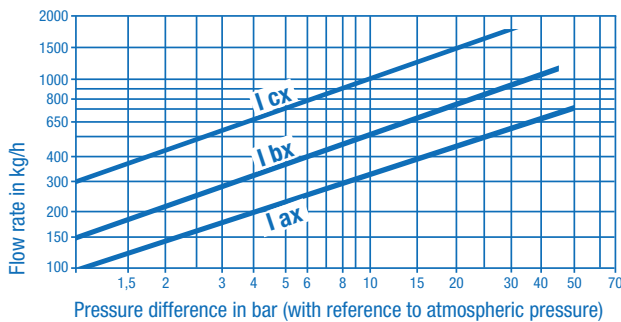


Model WU-1401



Model EF-1480

Performance:



For cold condensate the flow rate is higher because of medium temperature and density.

CE - Mark:

The pressure equipment described is a pressure-keeping component in accordance with the Pressure Vessel Directive 97/23/EC. Conformity verified through the identifying mark: CE 0525

Please state the following when the making inquiries/placing orders:

Medium, density, initial pressure, counter-pressure, temperature, quantity of condensation (kg/h).

Housing-Materials:

- P250GH
- 13CrMo4-5
- 10CrMo9-10
- Other materials on request.

Nominal diameters: DN15, DN20, DN25, DN40, DN50

Connections:

- Flanges DN 15-50, acc. DIN EN 1092-1, PN100/PN160
- Flanges 1/2"-2", acc. ANSI B 16.5, Class 300 & 600
- Female thread G 1/2"-2" (BSP) acc. DIN ISO 228-1
- Female thread 1/2"-2" NPT acc. ANSI B 1.20.1
- Butt weld DN 15-50 acc. DIN EN 12627 as ANSI B 16.25
- Socket weld DN 15-50 acc. DIN EN 12760 as ANSI B 16.11
- Other connections on request.

Nominal pressure stage: PN 100

Volume: 2,45 l

Operation-Limits: P250GH

Max. operating-pressure (bar g)	92,8	83,3	69	59,5
Max. operating-temperature (°C)	100	200	300	400

Operation-Limits: 13CrMo4-5

Max. operating-pressure (bar g)	100	100	90	68	38
Max. operating-temperature (°C)	up to 200	300	400	490	520

Operation-Limits: 10CrMo9-10

Max. operating-pressure (bar g)	100	100	92,8	69
Max. operating-temperature (°C)	bis 200	300	400	490

Media: Steam, compressed air. Gas on request.

Function: Increasing level opens and decreasing level closes the outlet without delay, independent of pressure and temperature fluctuations. Very simple functional check and vent possibility through stainless steel control screw.

Special characteristics: Only one movable point since the rotary slide-valve is both swivel joint and shut-off device.

Installation:

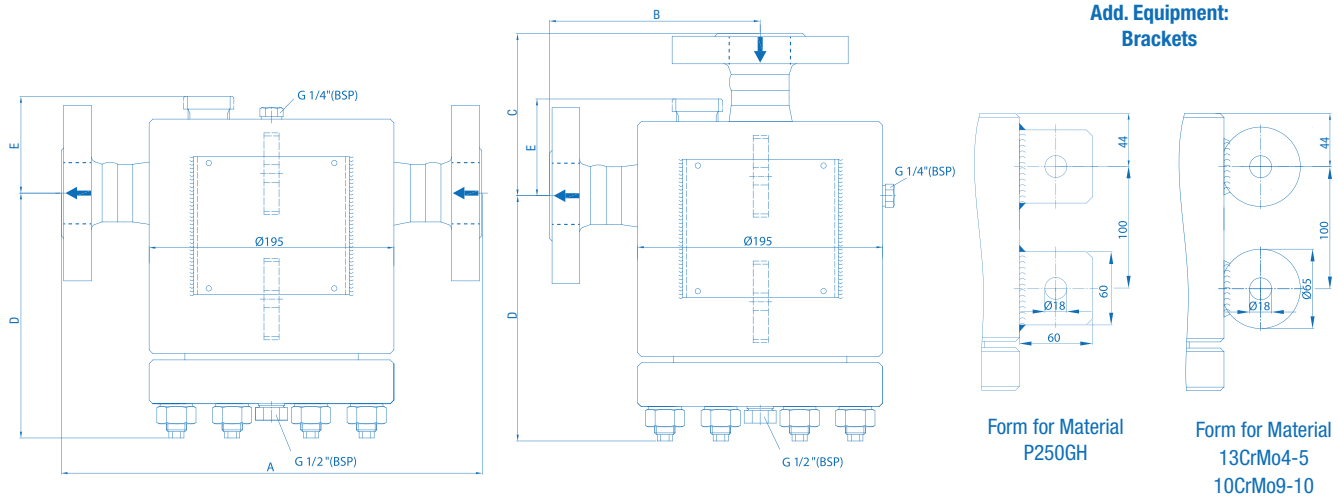
- WU = horizontal installation.
- EF = angular installation (inlet from top, outlet at side)

Additional Equipment:

- Add. brackets
- Connections for limit switches
- Blow-off valve
- control valve instead of control screw
- Housing screws made of A4-70
- Housing screws made of ASTM A 193
- Fitting for compensation line
- Add. flange connections
- Submerged gastight control unit
- Vent jet to interior

Function Limit:

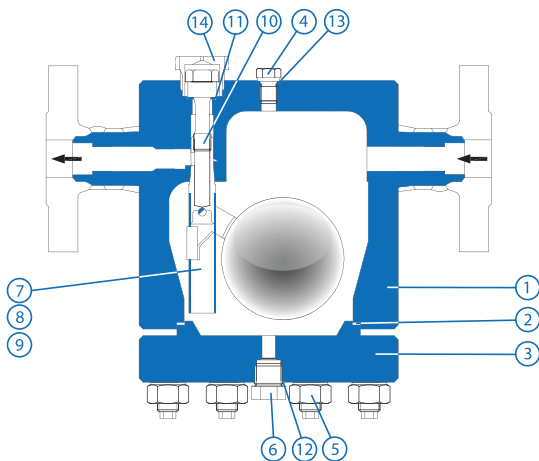
Cross-section	max. Line pressure in bar g
I ax	50
I bx	45
I cx	31



Dimensions (in mm), Weight (in kg)

DN	Flanges					Butt weld / Socket weld				
	15 (1/2")	20 (3/4")	25 (1")	40 (1 1/2")	50 (2")	15 (1/2")	20 (3/4")	25 (1")	40 (1 1/2")	50 (2")
A	335	335	335	385	385	295	295	295	390	390
B	168	168	168	193	193	148	148	148	195	195
C	135	135	135	164	164	106	106	106	169	169
D	195	195	195	195	195	195	195	195	195	195
E	80	80	80	80	80	80	80	80	80	80
Weight	40	42	44	48	50	38	38,5	39	40	41

Spare Parts



* depending on operating conditions

** Due to sealing requirements marked items cannot be supplied as individual parts.

To ensure correct parts delivery, please specify part number, works standard sheet number 1401 / 1480, DN, and for spare parts of control components the cross-section.

Pos.	Designation	Version P250GH	Version 13CrMo4-5	Version 10CrMo9-10
1	Upper housing	P250GH	13CrMo4-5	10CrMo9-10
2	Housing gasket	Soft iron / 1.4571*	1.4571	1.4571
3	Lower housing	P250GH	13CrMo4-5	10CrMo9-10
4	Control screw	1.4571	1.4571	1.4571
5	Set of stud bolts and nuts	21CrMoV5-7 / 24CrMo5	21CrMoV5-7 / 24CrMo5	21CrMoV5-7 / 24CrMo5
6	Drain plug	1.4571	1.4571	1.4571
7	Float control assembly complete**	1.4112/ 1.4057/ 1.4301 or complete 1.4571*	1.4112/ 1.4057/ 1.4301 or complete 1.4571*	1.4112/ 1.4057/ 1.4301 or complete 1.4571*
8	Complete supporting body**	1.4112/ 1.4057/ 1.4301 or complete 1.4571*	1.4112/ 1.4057/ 1.4301 or complete 1.4571*	1.4112/ 1.4057/ 1.4301 or complete 1.4571*
9	Float	1.4571	1.4571	1.4571
10	Support bolt	1.4571	1.4571	1.4571
11	Support screw gasket:	1.4571	1.4571	1.4571
12	Drain plug gasket	Soft iron / 1.4571*	1.4571	1.4571
13	Control screw gasket	Soft iron / 1.4571*	1.4571	1.4571
14	Protecting cap	1.4571	1.4571	1.4571