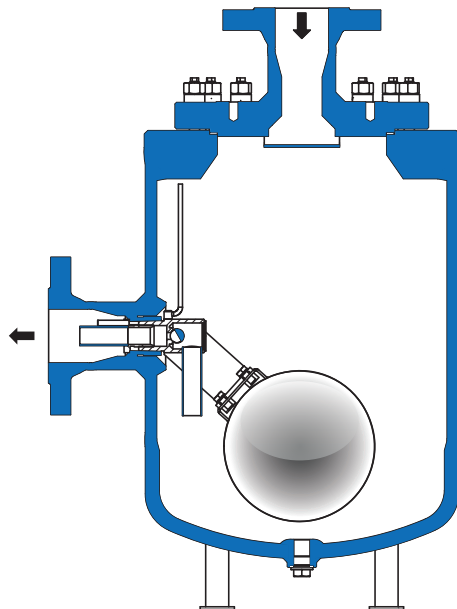
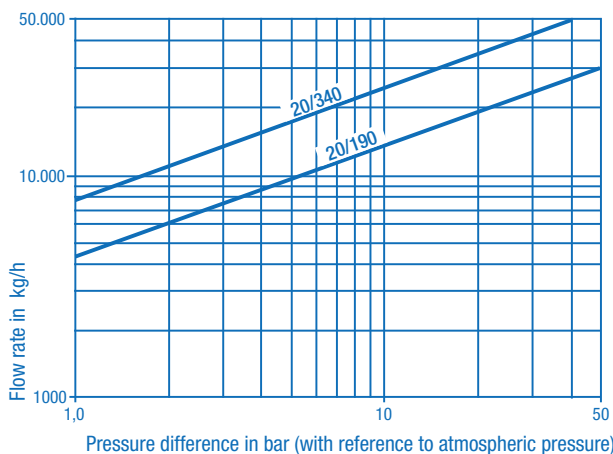


WO-1413



EF-1418

Performance



For cold condensate the flow rate is higher because of medium temperature and density.

Housing-Material:

- 16Mo3
- Other materials on request

Nominal diameters: DN50, DN80, DN100

Connections:

- Flanges DN 50-100, acc DIN EN 1092-1, PN100
- Flanges 2"-4", acc ANSI B 16.5, Class 600
- Other connections on request

Nominal pressure stage: PN 100

Housing volume: 70 L

Operation-Limits:

Max. operating pressure (bar g)	56
Max. operating temperature (°C)	430

Media: Steam/-condensate

Function: Increasing level opens and decreasing level closes the outlet without delay, independent of pressure and temperature fluctuations. Very simple functional check and vent possibility through stainless steel control screw.

Special characteristics: Only one movable point since the rotary-slide-valve is both swivel joint and shut-off device.

Installation:

- WO = horizontal installation
- EF = angular installation (inlet from top, outlet at side)

Optional:

- Add. brackets
- Connections for limit-switches
- Blow-off valve
- Control valve instead of control screw
- Fitting for compensation line
- Add. flange connections
- Control unit for special applications

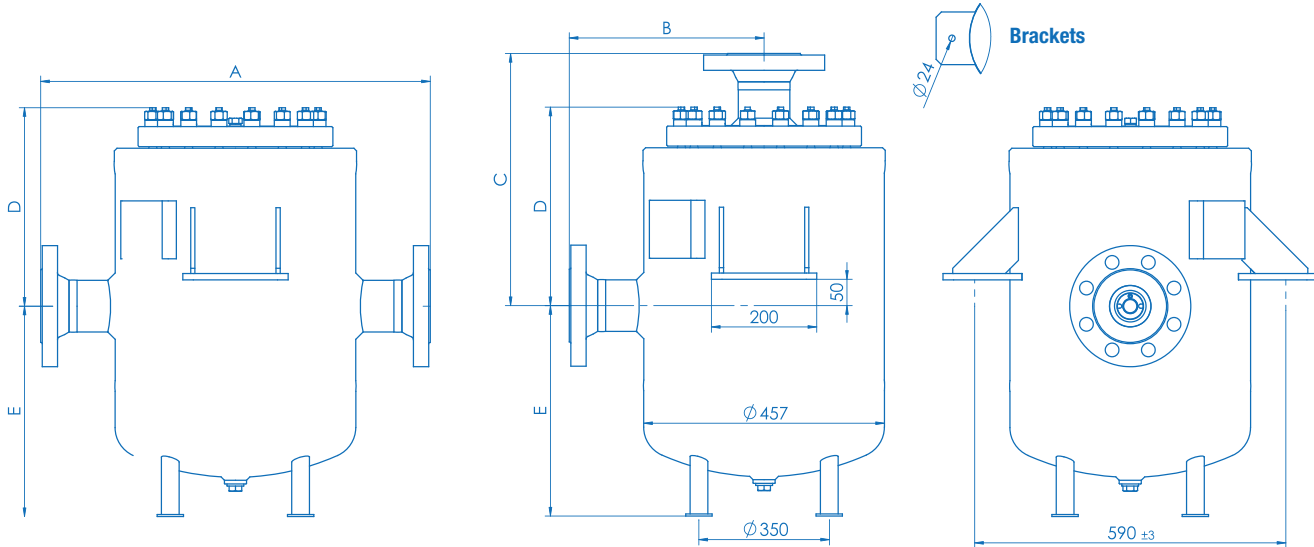
Function Limit:

Cross-section	max. line pressure in bar g
20/190	50
20/340	40
SQ/SK	Special design acc. operating data

CE - mark:

The pressure equipment described is a pressure-keeping component in accordance with the Pressure Vessel Directive 97/23/EC. Conformity verified through the identifying mark: CE 0525.

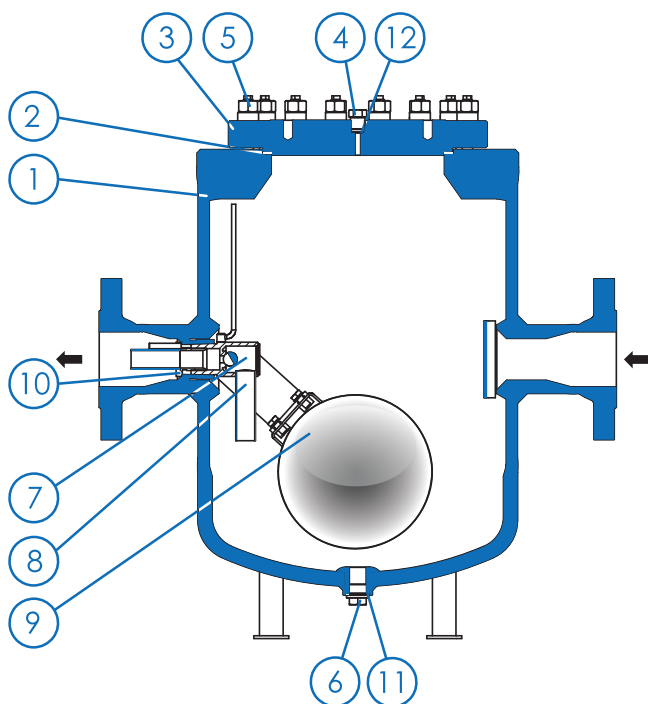
Please state the following when the making inquiries/placing orders: Medium, density, initial pressure, counter-pressure, temperature, quantity of condensation (kg/h).



Dimensions (in mm) Weight (in kg)

DN	Flanges					
	50	80	100	2"	3"	4"
A	740	740	740	740	740	820
B	370	370	370	370	370	410
C	480	480	480	480	480	520
D	360	360	360	360	360	360
E	370	370	370	370	370	370
Weight	250	254	258	248	253	262

Spare Parts



- 1 **Housing:** 16Mo3
- 2 **Housing gasket:** 1.4571
- 3 **Housing cover:** 16Mo3
- 4 **Control screw:** 1.4571 [G 1/4"(BSP) or G 1/2"(BSP)]
- 5 **Set of bolts and equipment:** 21CrMoV5-7 / 24CrMo5 / 1.4571
- 6 **Drain plug:** DIN 910 - A4 - G 3/4" (BSP)
- 7 **Control unit complete*:** stainless steel
- 8 **Supporting body complete*:** stainless steel
- 9 **Float:** 1.4571
- 10 **Bush:** 1.4571
- 11 **Drain plug gasket:** 1.4571
- 12 **Control screw gasket:** 1.4571 [G 1/4"(BSP) or G 1/2"(BSP)]

* Due to sealing requirements marked items cannot be supplied as individual parts.

To ensure correct parts delivery, please specify part number, works standard sheet number 1413 / 1418, DN, and for spare parts of control components the cross-section.