


Housing-Materials:

- 1.4104
- 1.4571
- Other materials on request

Nominal diameter: DN15 / DN6

Connection:

- **Inlet:**
 - Rp 1/2" (BSPT) acc. DIN EN 10226-1
 - or 1/2" NPT acc. ANSI B 1.20.1
- **Outlet:**
 - Rp 1/8" (BSPT) acc. DIN EN 10226-1
 - or 1/8" NPT acc. ANSI B 1.20.1

Nominal pressure stage: PN 25

Operation-Limits:

max. operating Pressure in bar g	25	20
max. operating temperatur °C	100	200*

*Higher temperatures on request

Function: As soon as the internal vessel pressure drops below atmospheric pressure conditions the valve ball rises from the seat and ambient air flows into the section to be protected. Rises the internal vessel pressure above the ambient pressure the valve automatically closes. Vacuum breakers do not provide protection against overpressure.

Application: For ventilation of valve bodies, pipings, heating surfaces and vessels where the system pressure may not fall below the atmospheric pressure.

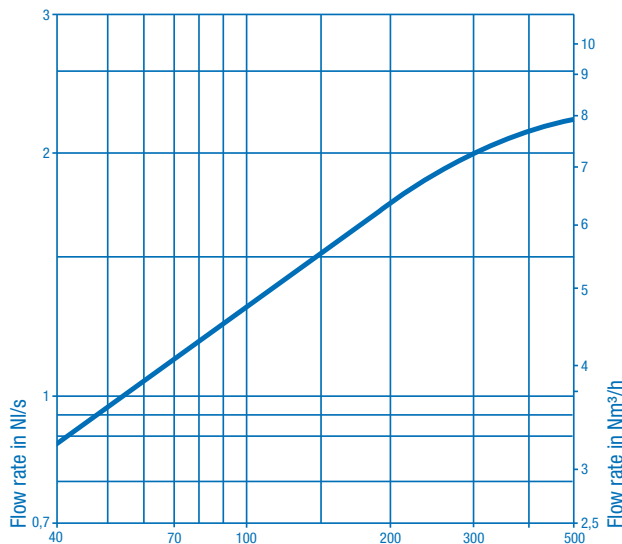
Special characteristics: All mechanical parts out of stainless steel. The valve ball is hardened and the valve seat quenched, tempered and strain-hardened. Subject to the application purpose, the aerator can fitted with a soft packing valve seat and made of corrosion-superproof materials.

Installation: Vertical fitting position as per illustration. The outlet bore 1/8" allows to connect a dropping pipe which must lead to a safe place.

CE - mark:

The pressure equipment described is a pressure-keeping component in accordance with the Pressure Vessel Directive 97/23/EC article 3, subs. 3 and bears no CE-mark.


Please state the following when making inquiries / placing orders: Medium, temperature, opening pressure.

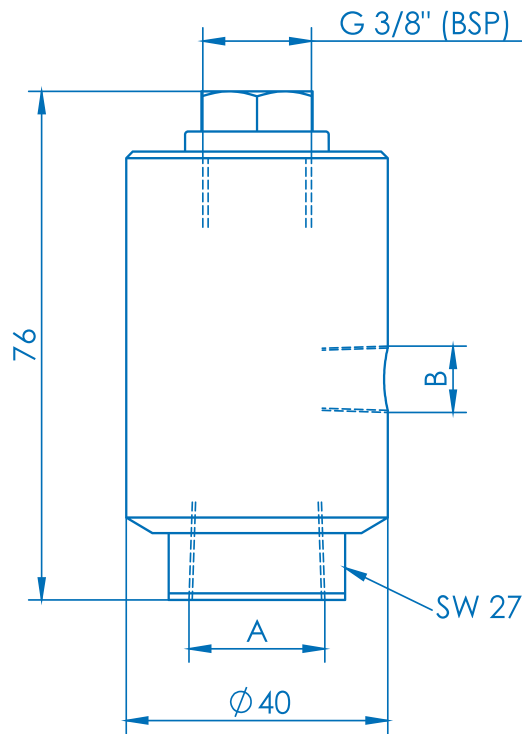
Performance


Pressure difference in mbar

 Kvs: 0,6 m³/h Opening pressure $\Delta p = 12,5\text{mbar}$

Example for installation: Dearing of armatures / tanks

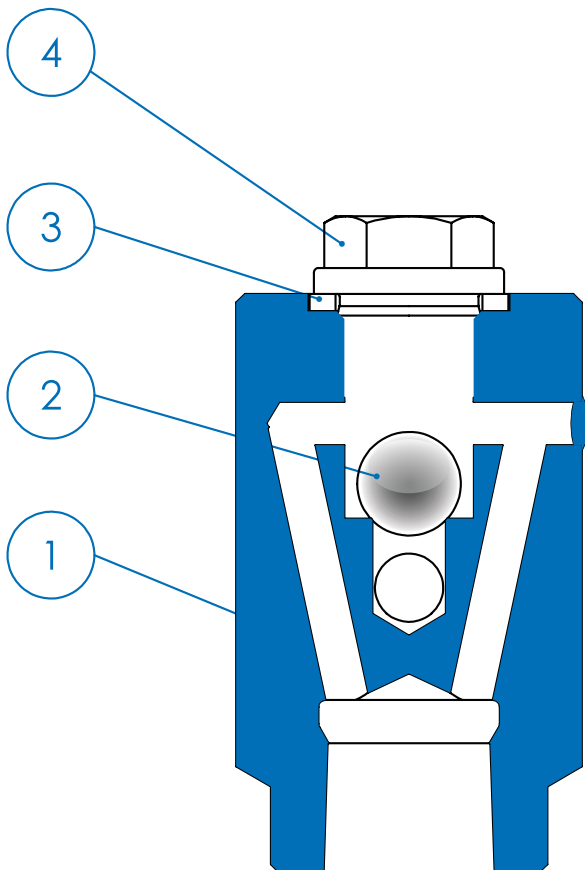




Dimensions in mm.

A	Thread - Connections	
	1/2" NPT	RP 1/2" (BSPT)
B	1/8" NPT	RP 1/8" (BSPT)
Weight	0,5 kg	

Components (no spare parts available)



- 1 **Housing:** 1.4104 (1.4571*)
- 2 **Locking screw:** DIN 910 - G 3/8" (BSP), (1.4571)*
- 3 **Gasket:** PTFE
- 4 **Ball:** 1.4104 (1.4301*)

* depending on operating conditions

To ensure correct parts delivery, please specify works standard sheet number 17100-N , and the housing material.