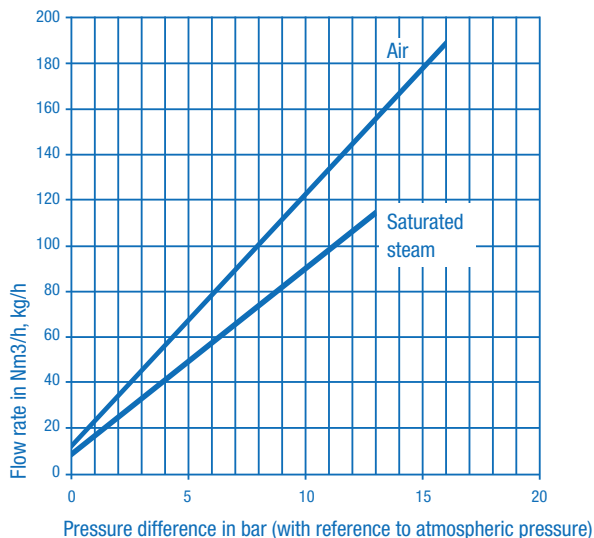

**Performance:**

**Housing-Material:**

- S235JR
- other Materials on request

**Nominal diameter:** DN15, DN20, DN25

**Connections:**

- Flanges DN 15-25 acc DIN-EN 1092-1, PN16
- Flanges 1/2" - 1" acc ANSI B 16.5, Class 150
- Female thread G 1/2" - 1" (BSP) acc DIN ISO 228-1
- Female thread 1/2" - 1" NPT acc ANSI B 1.20.1
- Butt weld DN 15-25 nach DIN EN 12627 sowie ANSI B 16.25
- Socket weld DN 15-25 nach DIN EN 12760 sowie ANSI B 16.11
- Other connections on request

**Nominal pressure stage:** PN 16

**Housing volume:** 2,1 Liter

**Operation limits:**

max. operating pressure (bar g)	16	13	10
max. operating temperature (°C)	100	200	250

**Media:** Steam, compressed air, pressure gases on request.

**Pressure drop:** 40-61 mbar

**Function:** With moist loaded gas flow becomes by a control device a spin gives. This develop centrifugal force, which discharge specific heavy particle such as drops and condensation droplets. The drops slide along the housing wall downward into the collecting area.

The drops of moisture leaves the separator from the bottom upwards over the so-called immersion tube.

A screen of the collecting area prevents raising and thrilling of discharged liquid.

The collecting area is emptied by a trap.

**Special characteristics:**

- The fine dryer hasn't a moveable point, robust, maintenance-free.
- The drain valve has one moveable point since the rotary slide valve is both swivel joint and shut-off device.
- Drainage independent of pressure and temperature variability.

**Installation:** horizontal

**Optional:**

- Brackets
- Blow-off valve
- Control unit for special applications

**Please state the following when the making inquiries/placing orders:**

Medium, density, initial pressure, counterpressure, temperature

**CE - Mark:**

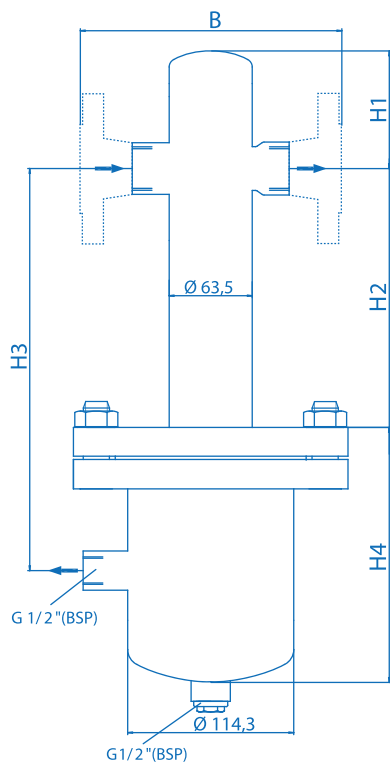
The pressure equipment is in accordance with the Pressure Vessel Directive 97/23/EC, Article 3, subsection 3 and bears no CE mark.



## Installation Dimension

5063

PN 16

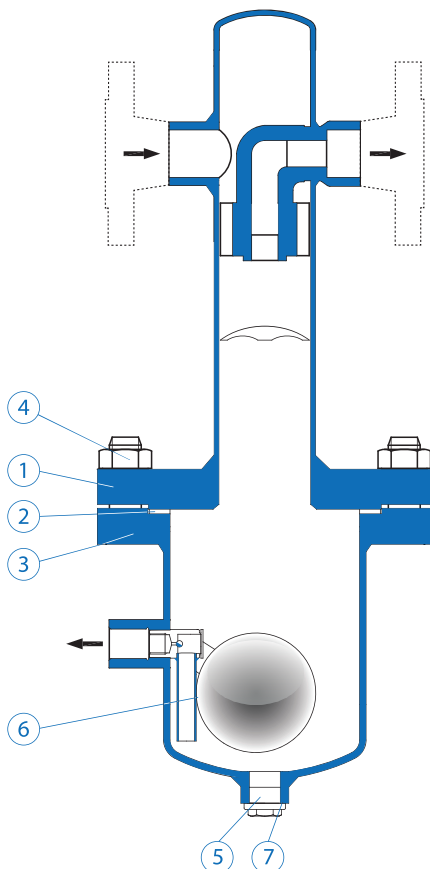


Dimensions (in mm) Weight (in kg)

DN	Flanges			Butt weld / Socket weld		
	15	20	25	1/2"	3/4"	1"
B*	200			120		
H1	90					
H2	140					
H3	245					
H4	185					
Weight	10,3	10,5	10,7	8,7	8,8	8,9

\*Other connections and installation length on request.

## Spare Parts



- 1 **Housing:** S235JR
- 2 **Housing gasket:** C 4500
- 3 **Housing cover:** S235JR
- 4 **Set of bolts and nuts:** A2-70
- 5 **Drain plug:** DIN 910 - 5.6 - G 1/2" (BSP)
- 6 **Control unit complete\*:** 1.4112/ 1.4057/ 1.4301
- 7 **Drain plug gasket:** Aluminium

\* Due to sealing requirements marked items cannot be supplied as individual parts.

To ensure correct parts delivery, please specify part number, works standard sheet number 5063 DN, and for spare parts of control components the cross-section.